



# 1N4148

**DIODE**

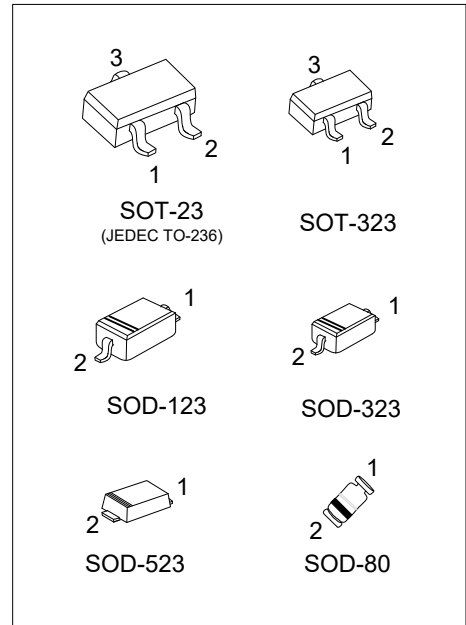
## HIGH-SPEED SWITCHING DIODE

### DESCRIPTION

The UTC **1N4148** is designed for high-speed switching application in hybrid thick-and thin-film circuits. The devices is manufactured by the silicon epitaxial planar process and packed in plastic surface mount package.

### FEATURES

- \* Ultra-high speed
- \* Low forward voltage
- \* Fast reverse recovery time



### SYMBOL

SOT-23 / SOT-323	SOD-123 / SOD-323 SOD-523 / SOD-80

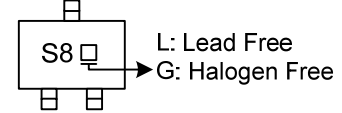
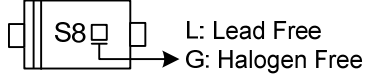
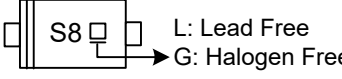
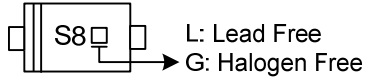
### ORDERING INFORMATION

Ordering Number		Package	Pin Assignment			Packing
Lead Free	Halogen Free		1	2	3	
1N4148L-AE3-R	1N4148G-AE3-R	SOT-23	A	NC	C	Tape Reel
1N4148L-AL3-R	1N4148G-AL3-R	SOT-323	A	NC	C	Tape Reel
1N4148L-CA2-R	1N4148G-CA2-R	SOD-123	A	C	-	Tape Reel
1N4148L-CB2-R	1N4148G-CB2-R	SOD-323	A	C	-	Tape Reel
1N4148L-CC2-R	1N4148G-CC2-R	SOD-523	A	C	-	Tape Reel
1N4148L-CE2-R	1N4148G-CE2-R	SOD-80	A	C	-	Tape Reel

Note: Pin assignment: A: Anode C: Cathode NC: No Connection

<p>1N4148G-AE3-R</p> <p>(1) Packing Type</p> <p>(2) Package Type</p> <p>(3) Green Package</p>	<p>(1) R: Tape Reel</p> <p>(2) AE3: SOT-23, AL3: SOT-323, CA2: SOD-123, CB2: SOD-323, CC2: SOD-523, CE2: SOD-80</p> <p>(3) G: Halogen Free and Lead Free, L: Lead Free</p>
---	--

■ MARKING

SOT-23 / SOT-323	SOD-123
	
SOD-323	SOD-523
	

■ ABSOLUTE MAXIMUM RATINGS ( $T_A=25^{\circ}\text{C}$ , unless otherwise specified)

PARAMETER		SYMBOL	RATINGS	UNIT
Maximum Repetitive Reverse Voltage		$V_{RRM}$	100	V
Average Rectified Forward Current		$I_{F(AV)}$	200	mA
Non-repetitive Peak Forward Surge Current	Pulse Width = 1.0 sec	$I_{FSM}$	1.0	A
	Pulse Width = 1.0 ms		4.0	A
Power Dissipation(Note 3)	SOT-23	$P_D$	350	mW
	SOD-123		400	mW
	SOT-323		270	mW
	SOD-323/SOD-523		200	mW
	SOD-80		500	mW
Junction Temperature		$T_J$	+175	$^{\circ}\text{C}$
Storage Temperature		$T_{STG}$	-65 ~ +200	$^{\circ}\text{C}$

Notes: 1. Absolute maximum ratings are those values beyond which the device could be permanently damaged.

Absolute maximum ratings are stress ratings only and functional device operation is not implied.

2. These ratings are based on a maximum junction temperature of  $200^{\circ}\text{C}$ .

3. Device mounted on FR-4 PCB minimum land pad.

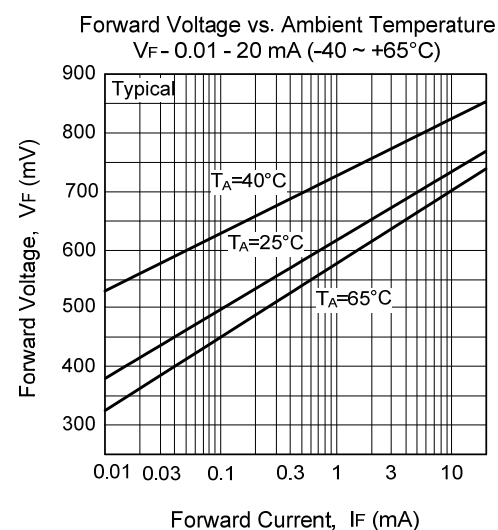
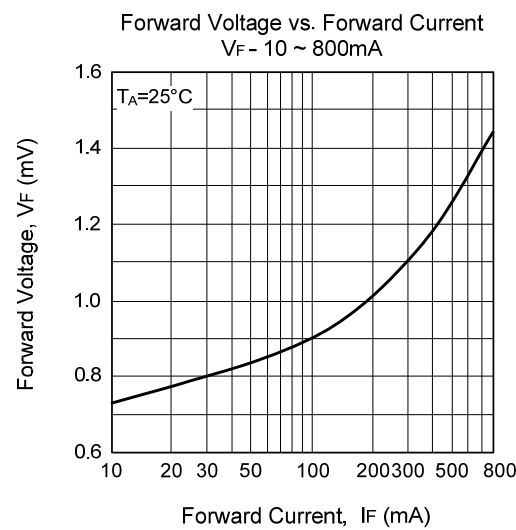
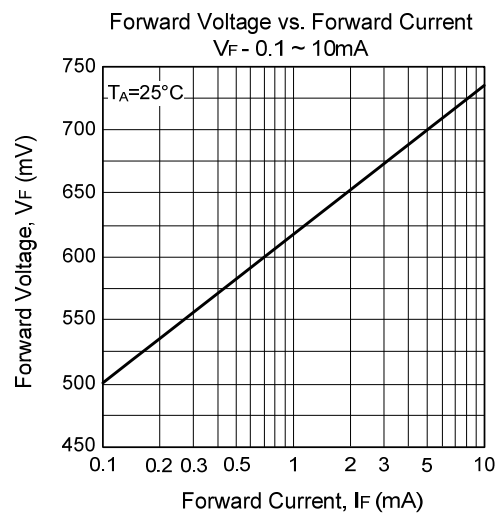
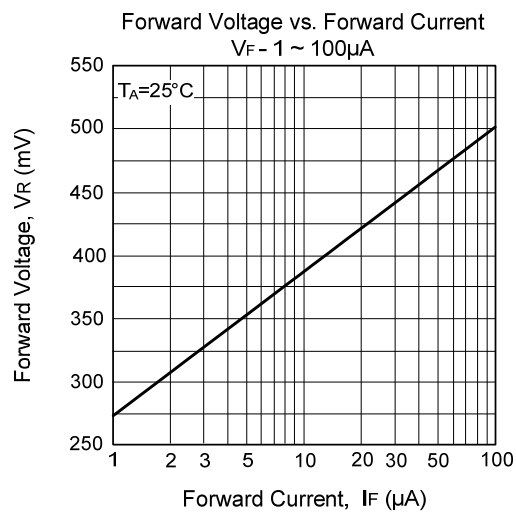
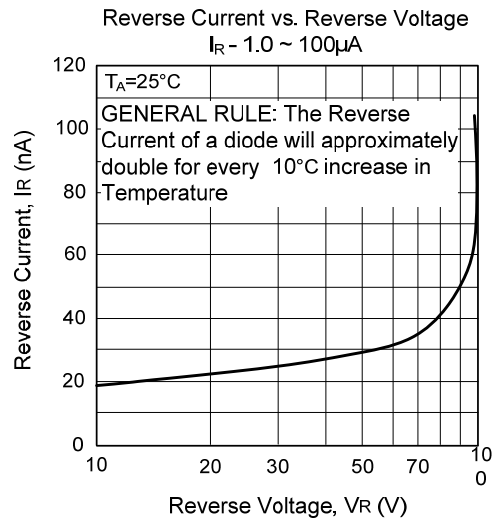
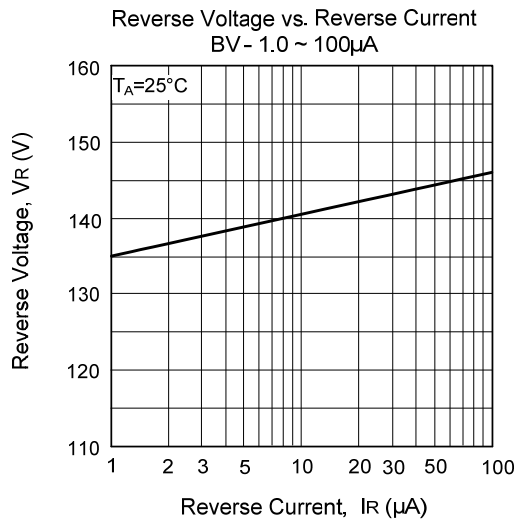
■ THERMAL DATA

CHARACTERISTIC		SYMBOL	RATINGS	UNIT
Junction to Ambient	SOT-23	$\theta_{JA}$	357	$^{\circ}\text{C/W}$
	SOD-123		312	$^{\circ}\text{C/W}$
	SOT-323		460	$^{\circ}\text{C/W}$
	SOD-323/SOD-523		500	$^{\circ}\text{C/W}$
	SOD-80		300	$^{\circ}\text{C/W}$

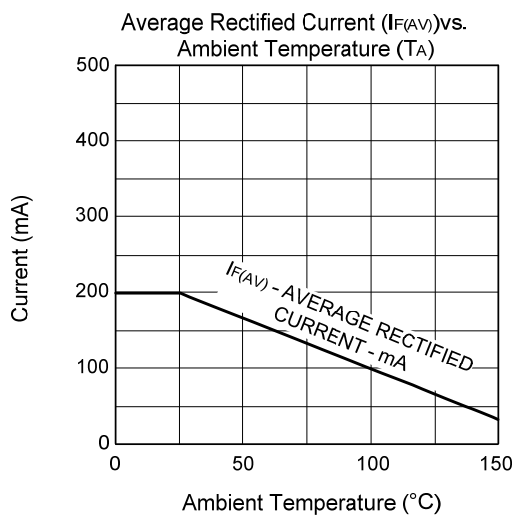
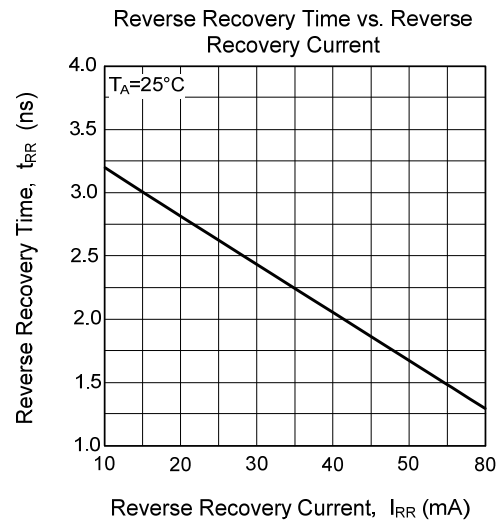
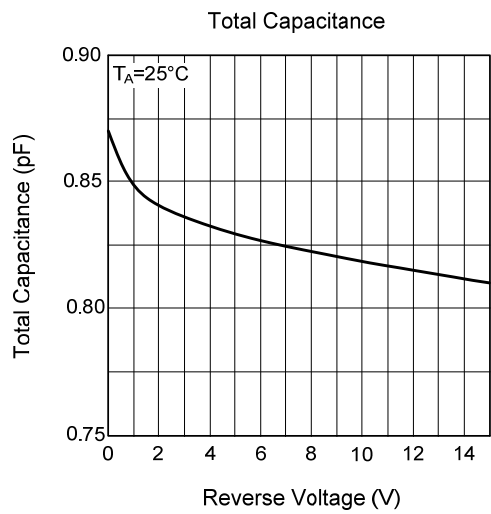
■ ELECTRICAL CHARACTERISTICS ( $T_A=25^{\circ}\text{C}$ , unless otherwise specified)

PARAMETER	SYMBOL	TEST CONDITIONS	MIN	TYP	MAX	UNIT
Breakdown Voltage	$V_R$	$I_R=100\mu\text{A}$	100			V
		$I_R=5.0\mu\text{A}$	75			V
Forward Voltage	$V_F$	$I_F=10\text{mA}$			1.0	V
Reverse Current	$I_R$	$V_R=20\text{V}$			25	nA
		$V_R=75\text{V}$			5.0	$\mu\text{A}$
Total Capacitance	$C_T$	$V_R=0, f=1.0\text{MHz}$			4.0	pF
Reverse Recovery Time	$t_{rr}$	$I_F=10\text{mA}, V_R=6.0\text{V} (60\text{mA})$ $I_{RR}=1.0\text{mA}, R_L=100\Omega$			4.0	ns

## ■ TYPICAL CHARACTERISTICS



■ TYPICAL CHARACTERISTICS (Cont.)



UTC assumes no responsibility for equipment failures that result from using products at values that exceed, even momentarily, rated values (such as maximum ratings, operating condition ranges, or other parameters) listed in products specifications of any and all UTC products described or contained herein. UTC products are not designed for use in life support appliances, devices or systems where malfunction of these products can be reasonably expected to result in personal injury. Reproduction in whole or in part is prohibited without the prior written consent of the copyright owner. UTC reserves the right to make changes to information published in this document, including without limitation specifications and product descriptions, at any time and without notice. This document supersedes and replaces all information supplied prior to the publication hereof.